



District Report Card: 2017


State: Jharkhand	District: Palamu
Class: 8	Subject: Language
Schools: 49	Students: 1128


Participation/Coverage


Students

GENDER 	Boys		Girls	
	Number	%	Number	%
	542	48.05	586	51.95

AREA 	Rural		Urban	
	Number	%	Number	%
	1080	95.74	48	4.26

CATEGORY 	SC		ST		OBC		GEN	
	Number	%	Number	%	Number	%	Number	%
	247	21.90	163	14.45	634	56.21	84	7.45

CWSN 	LD	VI	HI	S&LD	ID	Oth
	2	2	2	2	0	28

Management 	Government		Government-aided	
	Number	%	Number	%
	1103	97.78	25	2.22

Average Performance of Students in Language (%)

Overall	Gender		Area		Management		Social Group			
	Male	Female	Rural	Urban	Govt.	Aided	SC	ST	OBC	GEN
59.89	59.40	60.35	59.85	60.97	59.84	62.40	54.30	55.01	63.26	60.40

Performance on Learning Outcomes (LOs)

Learning Outcomes	Description	Average Performance(%)
L813	Read textual/non-textual materials with comprehension and identifies the details, characters, main idea and sequence of ideas and events while reading	59.89

Range of Performance of Students who Answered Correctly							
Below 30%		30% - 50%		50% - 75%		Above 75%	
Number	%	Number	%	Number	%	Number	%
131	11.61	234	20.74	472	41.84	291	25.80

Lowest Performing Learning Outcomes (LOs)

1 - Read textual/non-textual materials with comprehension and identifies the details, characters, main idea and sequence of ideas and events while reading (59.89)